

TRIAC(Through Hole / Isolated)

TMG3DQ60F

(Tj=150°C / Sensitive Gate)

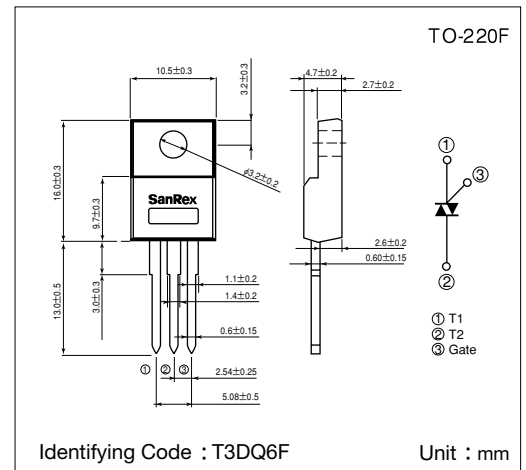
SanRex Triac TMG3DQ60F is designed for full wave AC control applications. It can be used as an ON/OFF function or for phase control operation.

Typical Applications

- Home Appliances : Washing Machines, Vacuum Cleaners, Rice Cookers, Micro Wave Ovens, Hair Dryers, other control applications
- Industrial Use : SMPS, Copier Machines, Motor Controls, Dimmer, SSR, Heater Controls, Vending Machines, other control applications

Features

- $I_{T(RMS)}=3A$
- High Surge Current
- Low Voltage Drop
- Lead-Free Package



Maximum Ratings

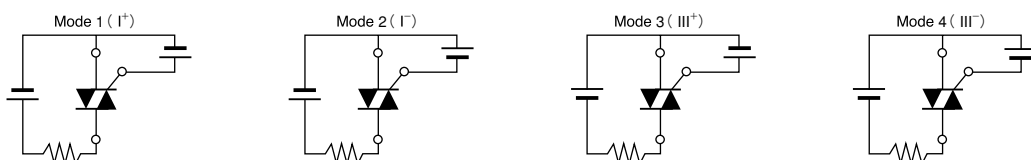
(Tj=25°C unless otherwise specified)

Symbol	Item	Reference	Ratings	Unit
V _{DRM}	Repetitive Peak Off-State Voltage		600	V
I _{T(RMS)}	R.M.S. On-State Current	T _c = 132 °C	3	A
I _{TSM}	Surge On-State Current	One cycle, 50Hz/60Hz, Peak value non-repetitive	27/30	A
I ² _t	I ² _t (for fusing)		3.7	A ² S
P _{GM}	Peak Gate Power Dissipation		1.5	W
P _{G(AV)}	Average Gate Power Dissipation		0.1	W
I _{GM}	Peak Gate Current		1	A
V _{GM}	Peak Gate Voltage		7	V
V _{ISO}	Isolation Breakdown Voltage (R.M.S.)	A.C. 1minute	1500	V
T _j	Operating Junction Temperature		-40 ~ +150	°C
T _{stg}	Storage Temperature		-40 ~ +150	°C
	Mass		2	g

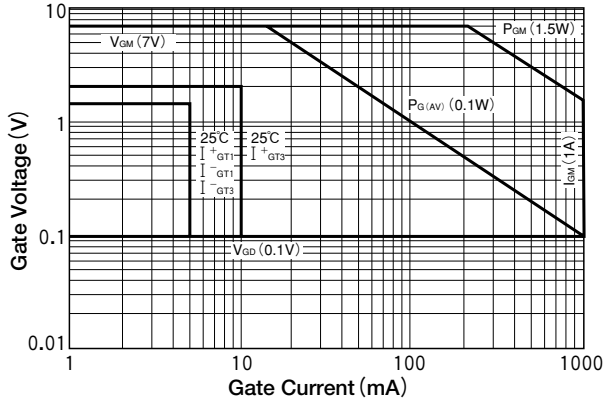
Electrical Characteristics

Symbol	Item	Reference	Ratings			Unit	
			Min.	Typ.	Max.		
I _{DRM}	Repetitive Peak Off-State Current	V _D =V _{DRM} , Single phase, half wave, T _j =150°C			2	mA	
V _{TM}	Peak On-State Voltage	I _T =4.5A, Inst. measurement			1.4	V	
I _{GT1} ⁺	Gate Trigger Current	V _D =6V, R _L =10 Ω			5	mA	
I _{GT1} ⁻					5		
I _{GT3} ⁺					10		
I _{GT3} ⁻					5		
V _{GT1} ⁺	Gate Trigger Voltage					1.5	V
V _{GT1} ⁻						1.5	
V _{GT3} ⁺						2.0	
V _{GT3} ⁻						1.5	
V _{GD}	Non-Trigger Gate Voltage	T _j =150°C, V _D =1/2 V _{DRM}	0.1			V	
(dv/dt) _c	Critical Rate of Rise of Off-State Voltage at Commutation	T _j =150°C, (di/dt) _c =-1.5A/ms, V _D =2/3 V _{DRM}	1			V/μs	
I _H	Holding Current			2		mA	
R _{th(j-c)}	Thermal Resistance	Junction to case			5	°C/W	

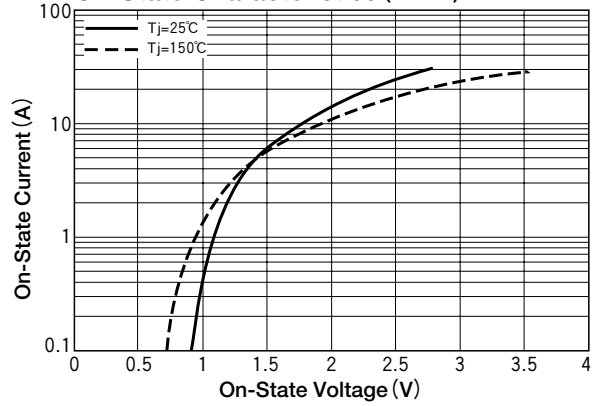
Trigger mode of the triac



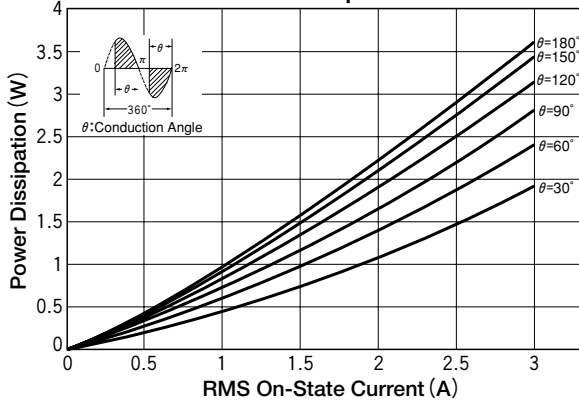
Gate Characteristics



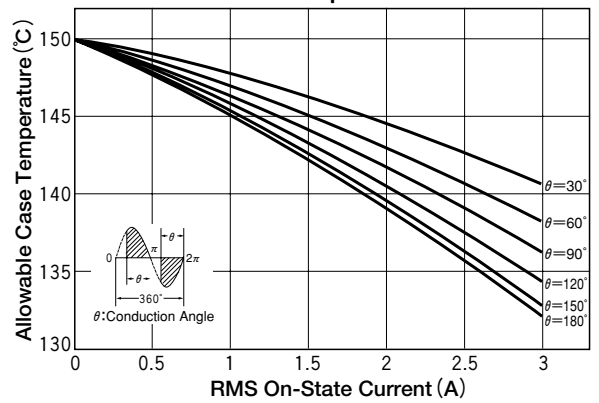
On-State Characteristics (MAX)



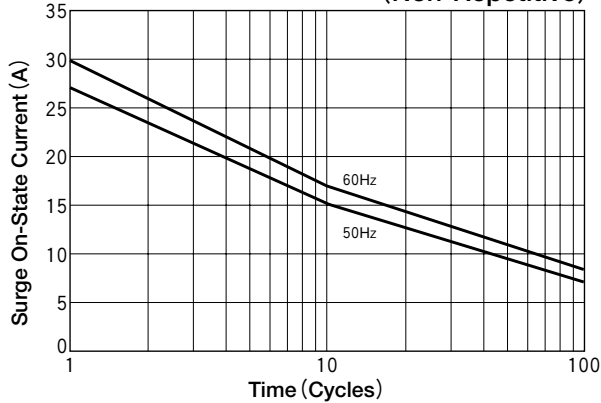
RMS On-State Current vs Maximum Power Dissipation



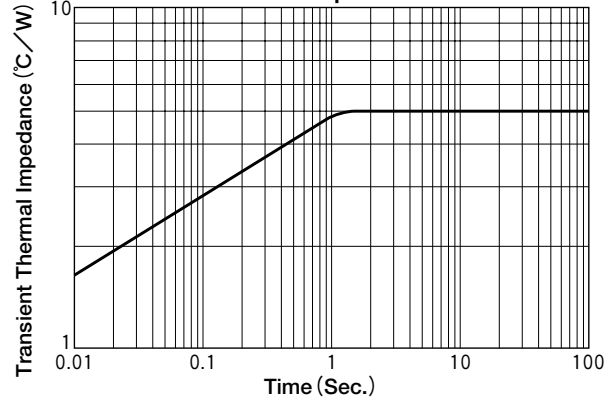
RMS On-State vs Allowable Case Temperature



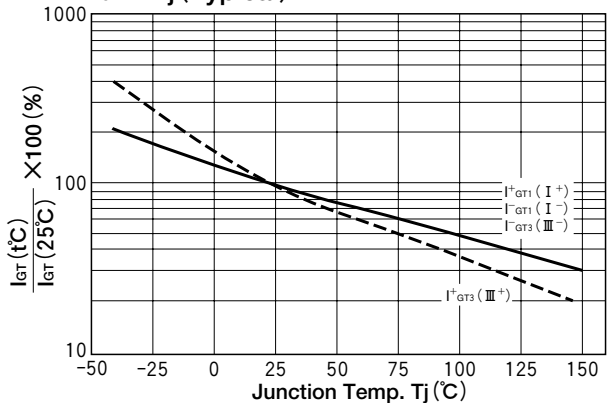
Surge On-State Current Rating (Non-Repetitive)



Transient Thermal Impedance



$I_{GT} - T_j$ (Typical)



$V_{GT} - T_j$ (Typical)

