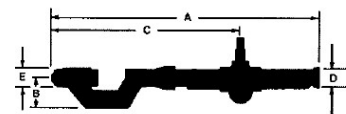
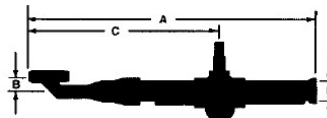



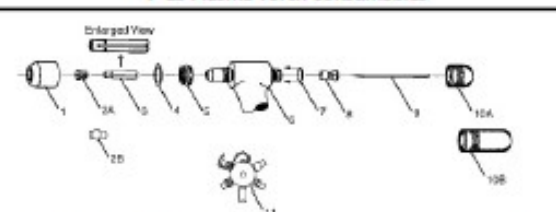
## Torch Selection Chart

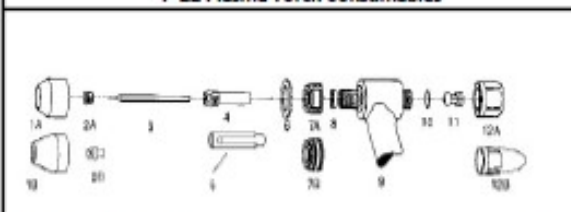
Model	Head Type	Length	Part No.	Current Rating	Coolant Requirements	Torch Dimensions					
						A	B	C		D	E
P15-H	70 degree	12.5 ft.	P15-1000	150 Amps	6K BTU/Hr (1513 K/Cal/hr) 1/3 gpm coolant flow @ 50 psi (1.25 lpm @ 3.7 kg/cm <sup>2</sup> )	8-3/4"	2-5/8"	7/8"		1-1/16"	
P15-H	70 degree	25 ft.	P15-1001			(222 mm)	(67 mm)	(22 mm)		(27 mm)	
P15-H	90 degree	12.5 ft.	P15-1002			8-1/2"	2-5/8"	7/8"		1-1/16"	
P15-H	90 degree	25 ft.	P15-1003			(216 mm)	(67 mm)	(22 mm)		(27 mm)	
P15-M	180 degree offset, R&P	12.5 ft.	P15-1004			19-1/4"	1"	Min. 9-1/4"	Max. 16-3/4"	1-3/8"	
P15-M	180 degree offset, R&P	12.5 ft.	P15-1005			(489 mm)	(25 mm)	(235 mm)	(425 mm)	(35 mm)	
P15-M	180 degree offset, R&P	25 ft.	P15-1006								
P15-M	180 degree offset, R&P	25 ft.	P15-1007								
P22-H	70 degree	12.5 ft.	P22-1000	220 Amps	8K BTU/Hr (2017 K/Cal/Hr) 1/2 gpm coolant flow @ 50 psi (1.9 lpm @ 3.7 kg/cm <sup>2</sup> )	12-1/2"	3-3/16"	1-1/4"		1-3/8"	
P22-H	70 degree	25 ft.	P22-1001			(318 mm)	(81 mm)	(32 mm)		(35 mm)	
P22-H	90 degree	12.5 ft.	P22-1002			12-1/2"	3-3/16"	1-1/4"		1-3/8"	
P22-H	90 degree	25 ft.	P22-1003			(318 mm)	(81 mm)	(32 mm)		(35 mm)	
P22-H	180 degree inline	12.5 ft.	P22-1006			21"	1-3/4"	1-1/4"		1-3/8"	
P22-H	180 degree inline	25 ft.	P22-1007			(533 mm)	(44 mm)	(32 mm)		(35 mm)	
P22-M	180 degree offset, R&P	12.5 ft.	P22-1004			18"	1-3/4"	8-1/4"	16"	1-3/8"	1-1/4"
P22-M	180 degree offset, R&P	25 ft.	P22-1005			(457 mm)	(44 mm)	(209 mm)	(406 mm)	(35 mm)	(32 mm)
P22-M	180 degree inline, R&P	12.5 ft.	P22-1008	21"	1-3/4"	11-1/4"	19"	1-3/8"	1-1/4"		
P22-M	180 degree inline, R&P	25 ft.	P22-1009	(533 mm)	(44 mm)	(286 mm)	(483 mm)	(35 mm)	(32 mm)		
P30-M	180 degree inline, R&P	12.5 ft.	P30-1000	300 Amps	12K BTU/Hr (3025 K/Cal/Hr) 3/4 gpm coolant flow @ 100 psi (1.9 lpm @ 3.7 kg/cm <sup>2</sup> )	22-3/16"	2-1/2"	Min. 8-1/4"	Max. 16"	1-3/8"	1-5/8"
P30-M	180 degree inline, R&P	25 ft.	P30-1001			(.56 m)	(64 mm)	(209 mm)	(406 mm)	(35 mm)	(41 mm)
P30-M	180 degree inline, R&P	50 ft.	P30-1002								


Note: H designates torch with molded handle, M designates torch with rack and pinion assembly.



## Torch Consumable Selection Chart

P-15 Plasma Torch Consumables		
		
P-15	Shield Cup Standard Weight	P15-3000
P-15	Shield Cup - 8-3038 with Gas Lens	P15-3001
P-15	Shield Cup Spot Welding	P15-3002
P-15	Tip (.014) 10A - Std.	P15-3003
P-15	Tip (.022) 15A - Std.	P15-3004
P-15	Tip (.031) 30A - Std.	P15-3005
P-15	Tip (.046) 30A - Std.	P15-3006
P-15	Tip (.062) 75A - Std.	P15-3007
P-15	Tip (.081) 100A - Std.	P15-3008
P-15	Tip (.093) 130A - Std.	P15-3009
P-15	Tip (.031) 30A - ext.	P15-3010
P-15	Tip (.046) 30A - ext.	P15-3011
P-15	Tip (.062) 75A - ext.	P15-3012
P-15	Tip (.081) 100A - ext.	P15-3013
P-15	Tip (.093) 130A - ext.	P15-3014
P-15	Electrode (.093) - std.	P15-3015
P-15	Electrode (.093) - ext.	P15-3016
P-15	Gas Distributor insulating sleeve 0.093	P15-3017
P-15	Gasket - Shield Cup	P15-3018
P-15	Shield Gas Diffuser	P15-3019
P-15	O-Ring-Electrode Cap	P15-3020
P-15	Collet	P15-3021
P-15	Electrode Cap - Standard	P15-3022
P-15	Electrode Cap - Extended	P15-3023

P-22 Plasma Torch Consumables		
		
P-22	Service Tool Kit	P22-2008
P-22	O-Ring Removal Tool	P22-2009
P-22	O-Ring Installation Tool	P22-2010
P-22	7/16" Open End Wrench	P22-2011
P-22	PWH Torch Handle	P22-2013
P-22	Gauge and Wrench Assembly	P22-2020
P-22	Lubricant	PAW-LUBE
P-22	Shield Cup ( use w/ ext. tip) - Threaded	P22-3000
P-22	Shield Cup ( use w/ std. tip) - Slip On	P22-3001
P-22	Tip (.046) 30A - Std.	P22-3002
P-22	Tip (.062) 100A - Std.	P22-3003
P-22	Tip (.093) 125A - Std.	P22-3004
P-22	Tip (.125) 150A - Std.	P22-3005
P-22	Tip (.062) 100A - Ext.	P22-3006
P-22	Tip (.093) 125A - Ext.	P22-3007
P-22	Tip (.125) 150A - Ext.	P22-3008
P-22	Electrode (.187) - Std.	P30-3009
P-22	Electrode (.187) - Ext.	P22-3010
P-22	Liner	P22-3011
P-22	Gas Distributor	P22-3012
P-22	Gasket - Shield Cup	P22-3013
P-22	Shield Gas Diffuser - Threaded	P22-3014
P-22	Shield Gas Diffuser - Slip On	P22-3015
P-22	Collar	P22-3016
P-22	O-Ring-Electrode Cap	P22-3017
P-22	Collet	P22-3018
P-22	Electrode Cap Standard	P22-3019
P-22	Electrode Cap - Extended	P22-3020

		
P-30	Electrode Gauge	P30-2010
P-30	Tip/Liner Wrench	P30-2011
P-30	Shield Cup - (brass) Short	P30-3000
P-30	Shield Cup - (brass) Long	P30-3001
P-30	Tip (.093) 200A - Std.	P30-3002
P-30	Tip (.113) 250A - Std.	P30-3003
P-30	Tip (.125) 300A - Std.	P30-3004
P-30	Tip (.093) 200A - Ext.	P30-3005
P-30	Tip (.113) 250A - Ext.	P30-3006
P-30	Tip (.125) 300A - Ext.	P30-3007
P-30	Electrode	P30-3008
P-30	Liner	P30-3009
P-30	Gas Distributor Insulating Sleeve	P30-3010
P-30	Gasket - Shield Cup	P30-3011
P-30	Shield Gas Diffuser	P30-3012
P-30	O-Ring-Electrode Cap	P30-3013
P-30	Collet	P30-3014
P-30	Electrode Cap - Standard	P30-3015
P-30	O-Ring	P30-3016
P-30	O-Ring	P30-3017
P-30	O-Ring	P30-3018
P-30	Shield Cup Ceramic (Adapter 8-6341)	P30-3019
P-30	Shield Adapter (for 8-6342 Cup)	P30-3020